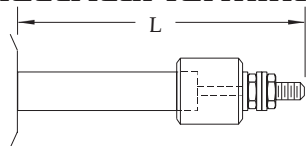


Cast-In Heater Terminations

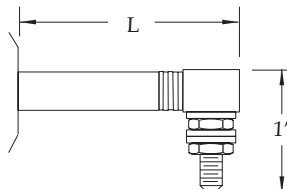
Electrical Terminations



TYPE S

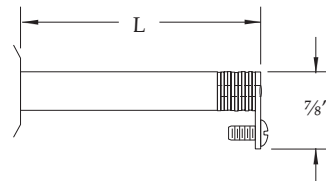
10-32 threaded screw terminal with ceramic insulator. Included nuts and washers.

Type S standard for cast-in heaters. 6-32, 8-32 and metric sizes also available.



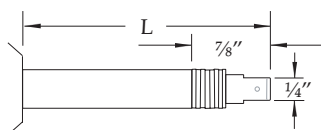
TYPE A

Right angle terminal block seated on mica washers with 10-32 threaded stud. Included nuts and washers.



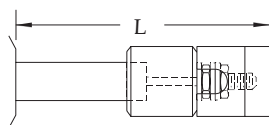
TYPE R

Screw lug terminal seated on mica washers and welded to pin. Includes 8-32 screw for wire connection.



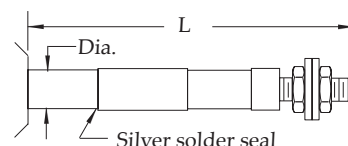
TYPE D

Quick-disconnect spade lug with 1/4" blade welded to pin. Other blade sizes available upon request.



TYPE T

Ceramic insulator with ceramic top for insulation of electrical connections. Includes complete Type "S" termination with 10-32 threaded stud.

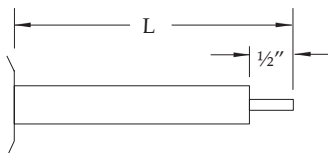


Silver solder seal

TYPE HS

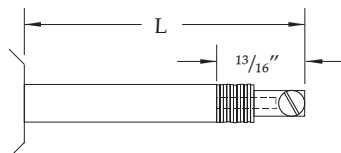
Ceramic to metal hermetic seal is silver soldered directly to heating element for moisture-proof termination. 10-32 screw terminal includes nuts and washers.

Dia.	L	Thread
.430	1 1/8"	1/4-28
.315	1 3/8"	10-32
.250	1 5/8"	8-32



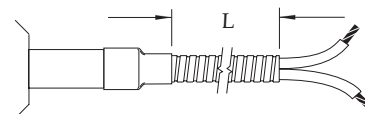
TYPE P

Plain pin for field attachment of termination. Pin length is 1/2" standard.



TYPE L

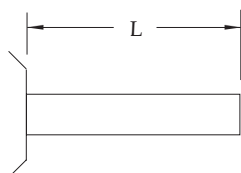
Terminal lug with 10-32 screw is welded directly to heater pin. Can be oriented straight or at right angle.



TYPE C

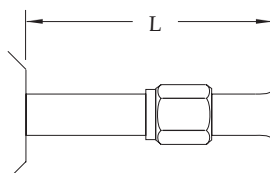
Flexible armor cable for abrasion resistance with high temperature leadwire attached to heating element. Specify L dimension when ordering.

Cooling Tube Terminations



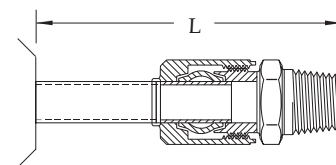
TYPE C1

Plain cooling tube cut to standard 3" length extending from heater. Specify longer length if required.



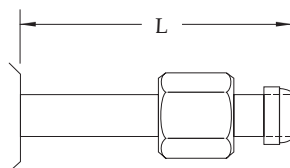
TYPE C2

37° Flare nut fitting allows for cooling tube connection to compression fitting.



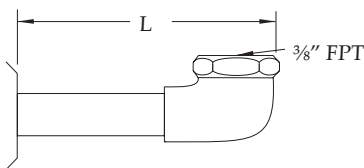
TYPE C3

Compression fitting mounted directly to cooling tube provides seal for high pressure hook up. Available in standard 3/8" and 1/2" NPT. 3/8" Dia. #55-0010 1/2" Dia. #55-0011



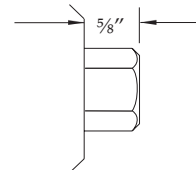
TYPE C4

Brazed seal with locknut provides an effective seal for high pressure applications. Mating fittings available upon request.



TYPE C5

Brazed angle fitting mounted directly to cooling tube with right angle 3/8" FPT as standard. Specify L dimensions.



TYPE C6

Cast-in fitting with standard 5/8" FPT for quick installation of cooling lines with no additional fittings.